



THE FLOW TECHNO TFT KY

Oil Flow Meters

Pulp & paper Lubrication Systems



- Regulate and monitor oil flow to bearings and gears.
- Individually calibrated and adjustable without graphs and viscosity curves.
- Various flow rates available in single meters or in banks of 6, 8 or 10 tubes.
- Set point indicator compares against actual flow.
- Build-in tube cleaning device does not interrupt flow or trip alarm.
- Individual flow tube adjustment valves.
- Alarm and back light options available.
- Modular construction permits quick flow tube changes.

U.S. Pat. No: 5515734
Suomi-Finland
Pat. No: 100360

THE FLOW TECHNO TFT KY
PAJATIE 8J, 40630 JYVÄSKYLÄ, FINLAND
Tel. +358-14-3722113, Fax. +358-14-3722012, E-mail: flowtechno@flowtechno.com

THE FLOW TECHNO TFT KY Oil Flow Meters Feature That Make the Difference

Rugged Construction

Aluminum body with trogamid tube available in stainless steel panels.

Flow Tube Cleaning Knob

Up and down movement activates cleaning ring without interrupting flow.

Flow Tube Cleaning Ring

Cleans entire inside surface of the tube while meter is operating.

Flow Control Valve

Provide quick, easy adjustment and precise flow control. The segment valve will accept particles three times larger than the needle valve.

Modular Construction

Interchangeable flow tubes permit flow rate changes in minutes while all other tubes are operable.

Inductive Sensor and Switch (Option).


Monitors low flow rates – remains inactive when flow tube is cleaned.

Flow Rate Indicator

The position of the white ring shows the actual flow rate.

Set Point Indicator

Set marker to desired flow rate. Adjust flow control valve to set point indicator level. Periodically compare target setting to actual flow and adjust flow control valve as necessary.



THE FLOW TECHNO TFT KY
PAJATIE 8J, 40630 JYVÄSKYLÄ, FINLAND
Tel. +358-14-3722113, Fax. +358-14-3722012, E-mail: flowtechno@flowtechno.com